




Administrator Quick Start Guide

New to Vitextra Questions & Answers web part for SharePoint® Online? Use this guide to setup the solution.

1

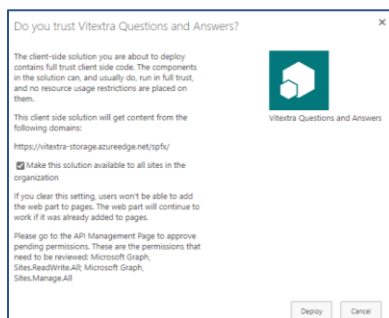
Download
Package



1. Go to Vitextra download center (<https://vitextra.com/en/downloads>)
2. Scroll down to the Questions & Answers
3. Click Download

2

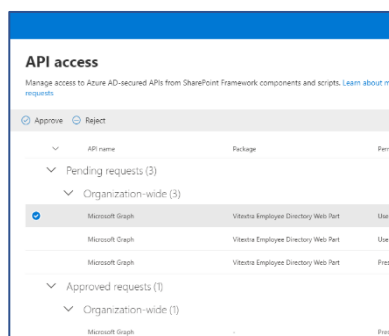
Deploy
Solution



4. Extract zip-archive to your PC
5. Open SharePoint Apps Catalog
6. Upload extracted file to the App Catalog

3

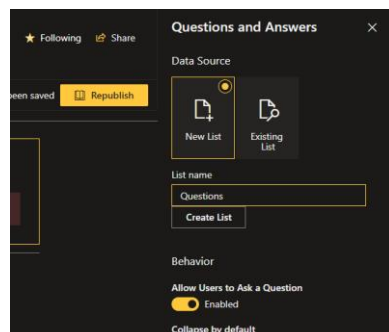
Approve
API Access



7. Open SharePoint Admin Center
8. Go to API Access
9. Approve access for:
Sites.ReadWrite.All
Sites.Manage.All

4

Add Web Part
to Page



10. Add Question & Answers web part to the page
11. Open web part settings
12. Select **Create List** to create new list for questions

Note: you can select existing list of questions.